



The ThinPrep[®] Genesis[™] processor

Same sample, more control, greater possibilities



Cytology and molecular sample processor





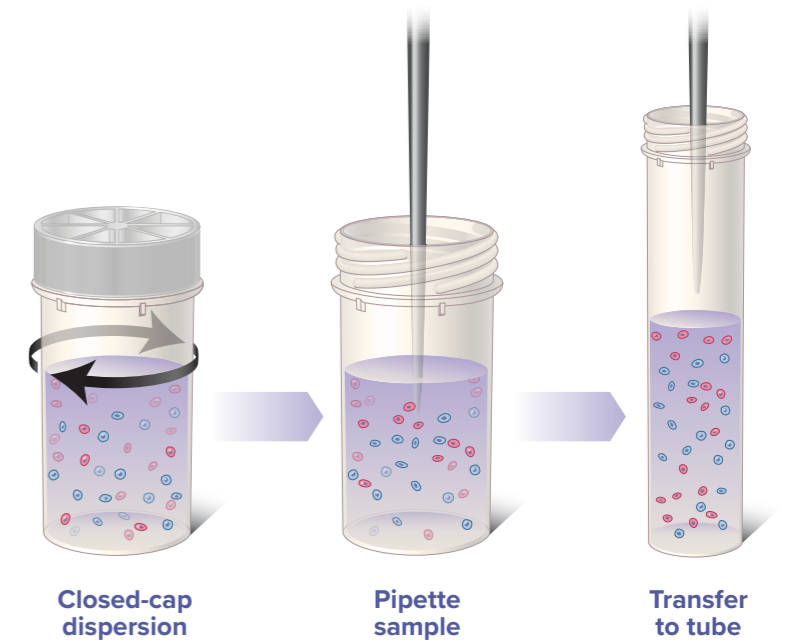
Let Genesis™ do the work for you

The ThinPrep® Genesis™ processor provides the same trusted reliability as the ThinPrep 2000 system for cytology slide processing, together with molecular aliquoting, chain of custody and ergonomic benefits to give you peace of mind while optimising your lab's performance.

Not your average cytology processor

Aliquoting Capabilities

- ▶ Automated aliquoting to support ancillary out-of-vial testing needs
- ▶ Molecular-friendly with closed-cap dispersion



Easily prepare samples for Aptima HPV, Aptima Combo 2®, Aptima Trichomonas, testing from a ThinPrep vial

Standardized processing

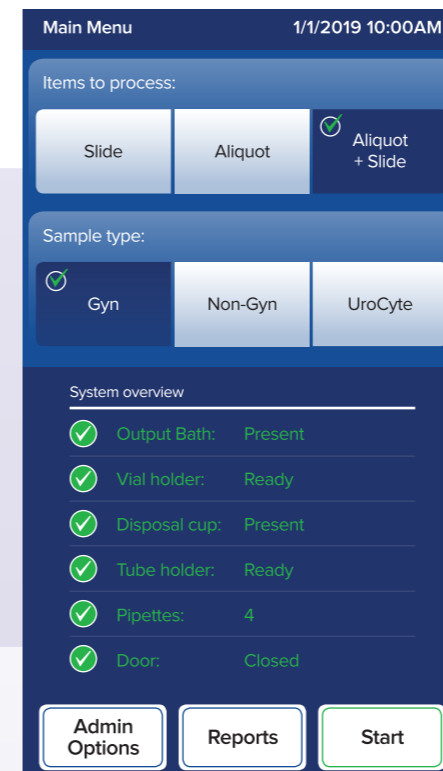
- ▶ Prevent sample mix ups with chain of custody verification
- ▶ Minimizes manual handling of patient samples
- ▶ Trusted, controlled membrane filter system

Ergonomic benefits

- ▶ Reduce repetitive strain with automated uncapping/capping
- ▶ No more hand labeling - optional printers for both tube and slide labeling
- ▶ Simple and user-friendly touch screen operation
- ▶ Retire a manual process for your aliquoting needs
- ▶ Light touch loading of consumables for both the filter and slide

Workflow advantages

- ▶ Streamline your sample prep with automated sample handling
- ▶ Convenient and intuitive barcode setup and options
- ▶ Compact footprint to save space
- ▶ Maximize throughput by running multiple systems



Intuitive User Interface

- ▶ Modern touch screen design
- ▶ Customizable label designer feature
- ▶ Exportable report generation
- ▶ Real-time progress tracking



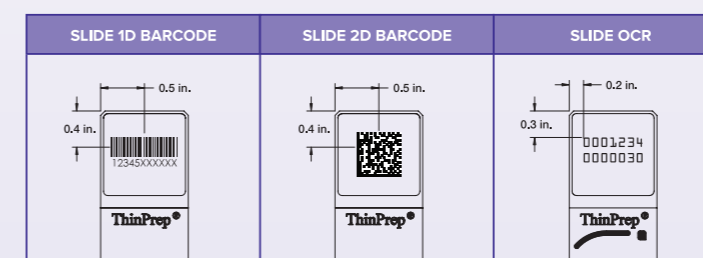
Automation Benefits

- ▶ Sample decapping/recapping for ThinPrep vials and Aptima® Specimen Transfer tubes
- ▶ Less sample handling and fewer touchpoints than the ThinPrep 2000 system
- ▶ Standardized mixing for consistent sampling



Print on demand with slide and tube printers

Prints all barcode symbologies compatible with the Panther® system and ThinPrep® imaging systems.



Genesis Tube Printer



Genesis Slide Printer

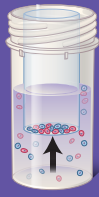


Same Trusted Technology.



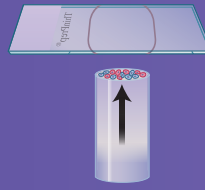
1. Dispersion

The sample vial is rotated, creating currents in the fluid that are strong enough to separate debris and disperse mucus, but gentle enough to have no adverse effect on cell appearance.



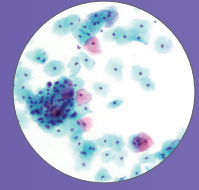
2. Cell Collection

A gentle vacuum is created within the ThinPrep filter, which collects cells on the exterior surface of the membrane. Cell collection is controlled by the ThinPrep® Genesis™ processor's software that monitors the rate of flow through the ThinPrep filter.



3. Cell Transfer

After the cells are collected on the membrane, the ThinPrep filter is inverted and gently pressed against the ThinPrep microscope slide. Natural attraction and slight positive air pressure cause the cells to adhere to the ThinPrep microscope slide resulting in an even distribution of cells in a defined circular area.




4. Clear Results

The resulting slide provides a clear representation of sample cells, cleared from obscuring elements for ease of visualization.


And More.

- ▶ Compatible with the Aptima® Specimen Transport Tube



- ▶ Same cell collection and thin layer technology
- ▶ Gyn, Non-Gyn, UroCytology

ThinPrep® Genesis™ Specifications



Slide Printer Dimensions	Width: 18 cm Height: 22 cm Depth: 24 cm
Tube Printer Dimensions	Width: 13 cm Height: 15 cm Depth: 32 cm
Dimensions	Width: 48 cm Height: 58 cm Depth: 36 cm
Weight (<i>ThinPrep Genesis</i>)	40 kg (approximate)
Waste bottle	Height: 43 cm Diameter: 15 cm
Barcode support	Vial, tube, and slide label: 1D linear barcodes (Code 128, I2 of 5, Code 39, Code 93, Codabar) 2D DataMatrix and QR Code barcodes (vial and slide) ThinPrep Imager compatible 7/7 OCR for slides
Supported sample types	Gynecological, Non-Gyn (Urine, Mucoid, Body Fluid, Superficial, and Fine Needle Aspiration), and UroCytology
Aliquot volume line	1 ml

Diagnostic Solutions | Hologic.com | euinfo@hologic.com

PB-00737-EUR-EN Rev 002 © 2019 Hologic, Inc. All rights reserved. Hologic, The Science of Sure, Aptima, Aptima Combo 2, Genesis, Panther ThinPrep and associated logos are trademarks and/or registered trademarks of Hologic, Inc. and/or its subsidiaries in the United States and/or other countries. This information is intended for medical professionals and is not intended as a product solicitation or promotion where such activities are prohibited. Because Hologic materials are distributed through websites, eBroadcasts and tradeshows, it is not always possible to control where such materials appear. For specific information on what products are available for sale in a particular country, please contact your local Hologic representative or write to euinfo@hologic.com.

The ThinPrep® Genesis™ system is not FDA approved and is not for sale in the US.



Visit HealthDxS.com to learn more.